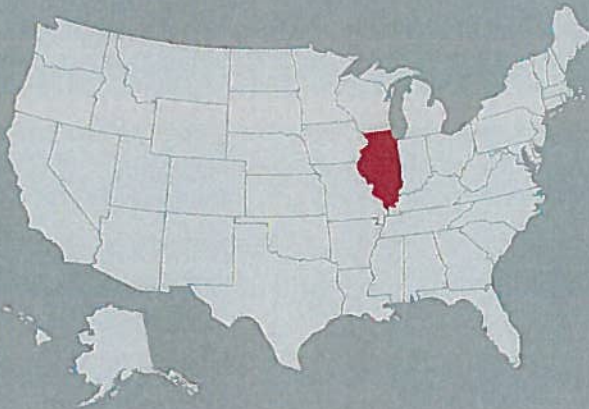


ILLINOIS

FY 2013 PERFORMANCE AT-A-GLANCE



- Total Contracts & Capital \$362,256,700
- Total Jobs Created and Retained..... 5,471

\$362 MILLION

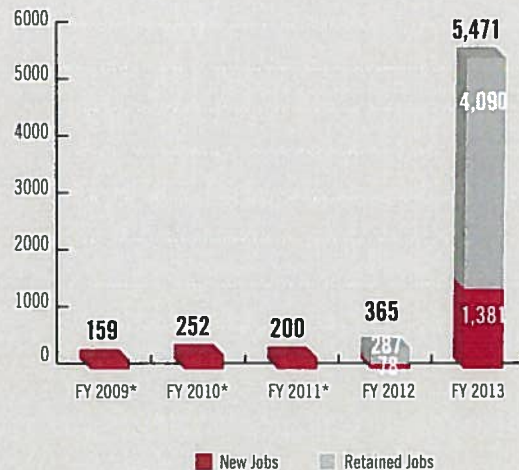
IN CONTRACTS AND CAPITAL

Chicago MBDA Business Center
105 West Adams Street
Suite 2300
Chicago, IL 60603
Hans Bonner
312-755-2565
hbonner@chicagombdacenter.com

5,471

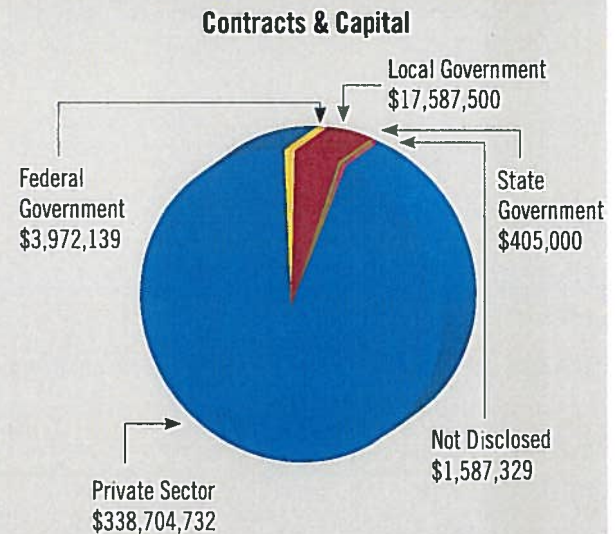
FY 2013 JOBS CREATED AND RETAINED

TOTAL JOBS EACH YEAR FY 2009-13



*Jobs retained were not tracked prior to fiscal year 2012.

MBDA CLIENT ASSISTANCE BY SECTOR



MBDA CLIENT ASSISTANCE BY INDUSTRY

Industry	Value of Transactions
Construction	\$ 15,145,940
Manufacturing	52,328,052
Other	65,293,208
Retail Trade	32,700,000
Services	30,952,500
Transportation, Warehousing & Public Utilities	405,000
Wholesale Trade	165,432,000

Contracts, capital transactions, and jobs created/retained are verified by MBDA headquarters staff. MBDA performance data is maintained in the Agency's CRM database and was retrieved for this report on December 17, 2013.